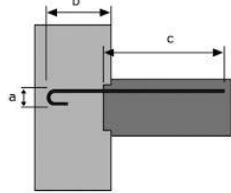
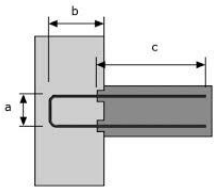
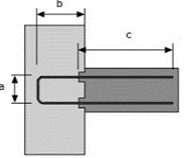
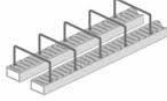
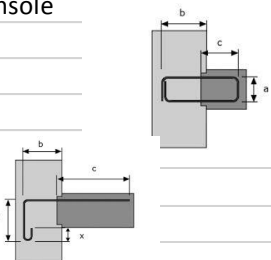


Bestellliste Rückbiegeanschlüsse Standarttypen													
	Pos.	EDV125 cm	EDV 80cm	kg/m1	Profil cm	WD cm	Stahl d	Teilung cm	Masse cm			Stk.	
									a	b	c	80cm	125cm
Haken Typen einschnittig 	2	62V		3.00	9	Variabel	10	15	6	15	50		
	41			3.20	9		10	15	6	20	50		
	42	66V		3.40	9		10	15	6	25	50		
	5	68V	69mV	4.80	11		12	15	6	15	60		
	43			5.10	11		12	15	6	20	60		
	44	72V		5.40	11		12	15	6	25	60		
Bügel-Typen zweischnittig 	6	2A	3mA	2.60	9	12	8	15	6	12	40		
	8	4A	5mA	4.50	11	15	10	15	9	12	50		
	9	6A	7mA	4.80	11		10	15	9	15	50		
	13			4.40	14	18-20	10	20	12	15	50		
	12	14A		5.20	14		10	15	12	15	50		
	15	16A		6.00	14		10	15	12	20	50		
	16	18A		6.10	14		10	15	12	25	50		
	17		13mA	7.60	14	20-25	12	15	12	15	50		
	70	22A		5.80	16		10	15	14	15	50		
	45	26A	25mA	8.70	16		12	15	14	15	60		
	46	28A		9.30	16		12	15	14	20	60		
	47	30A		9.80	16	12	15	14	25	60			
20			4.50	19	25	10	15	17	15	50			
19	34A		5.40	19		10	20	17	15	50			
22	36A		5.80	19		10	15	17	20	50			
23	38A		6.20	19		10	15	17	25	50			
24	42A	41mA	8.90	19		12	15	17	15	60			
37	44A		9.40	19		12	15	17	20	60			
38	46A		10.00	19	12	15	17	25	60				
Bügel-Typen zweischnittig in 2 Profilen  	28			4.70	2X9	30	10	20	22	15	50		
	27	48A		5.60	2X9		10	15	22	15	50		
	30			6.00	2X9		10	15	22	20	50		
	31	52A		6.40	2X9		10	15	22	25	50		
	32	54A	55mA	9.20	2X9		12	15	22	15	60		
	39			9.70	2X9		12	15	22	20	60		
Konsole 	40	58A		10.20	2X9	25	12	15	22	25	60		
	48			5.10	2X6		10	15	17	15	45		x = 7cm
	55			2.80	2X6		8	20	17	15	40		
	34	60K	61mK	2.70	14	18-20	10	20	12	15	18		
	35			4.30	14		10	20	12	15	18		x = 45cm
	36			4.70	19		25	10	20	17	22	18	